

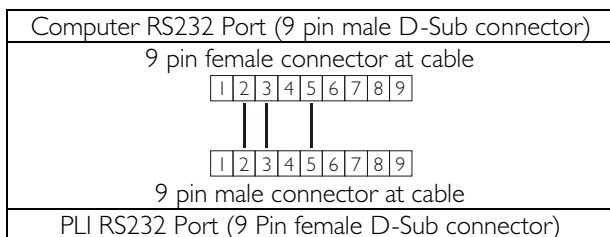


PLI

RS232 Computer/Modem Interface

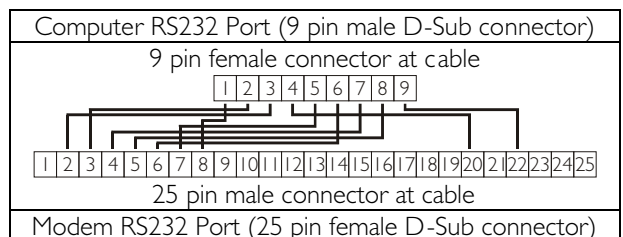
Cable connections

Direct connection between PLI and Computer



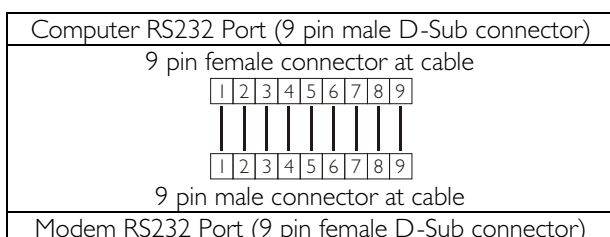
This is usually provided by a so called "Standard serial cable", available at any computer shop.

Modem connection between PLI and Computer, modems have 25 pin D-Sub connector

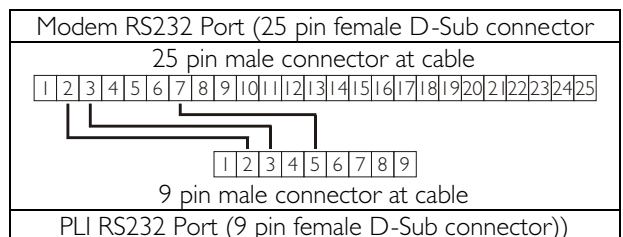


This is usually provided by a so called "Standard serial cable". It is supplied with your modem.

Modem connection between PLI and Computer, modems have 9 pin D-Sub connector



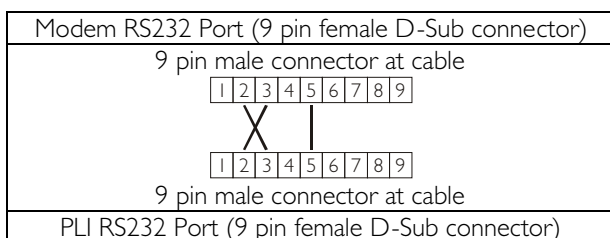
This is usually provided by a so called "Standard serial cable". It is supplied with your modem.



This is provided by a so called "Null modem serial cable". You need to use

- (1) a 25 pin female to 9 pin male Null modem cable, connected to (2) and to the PLI
- (2) a 25 pin male to 25 pin male Gender Changer, connected to (1) and to the modem.

Or you make your own cable according to the table.



This is provided by a so called "Null modem serial cable". You need to use:

- (1) a 9 pin female to 9 pin female Null modem cable
- (2) 2 9 pin male to 9 pin male Gender Changers on both ends of (1).

Or you make your own cable according to the table.

Version: December 2001