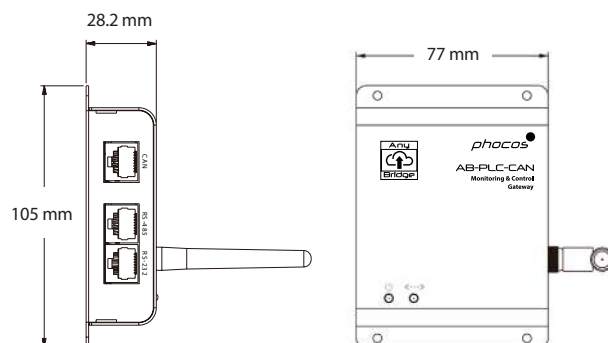




### Technical Drawing



### Product Introduction

The Any-Bridge™ AB-PLC-CAN Monitoring & Control Gateway allows access to your Phocos power system via the PhocosLink Cloud portal.

Attaching to an internet-connected router through the Wi-Fi or Ethernet LAN port on the Any-Bridge gives you access to the PhocosLink Cloud portal enabling rich visual access to your system from anywhere in the world.

Remote monitoring via the PhocosLink Cloud allows for quick and easy system diagnostics improving system reliability and minimizing the need for costly site visits.

### Product Features

- Free introductory access to the PhocosLink Cloud service\*\*
- Compatible with all Any-Grid™ PSW-H Inverter/Chargers
- Connect up to 9 units of Any-Grid PSW-H
- RS-232, RS-485, CAN bus, Ethernet, Wi-Fi and BLE interfaces
- No external power supply required
- External antenna for extended wireless range
- Remote access of system status, operation mode, and system faults
- Historical and real time data access for key PV, AC source, battery, load and inverter/charger parameters




### Technical Data

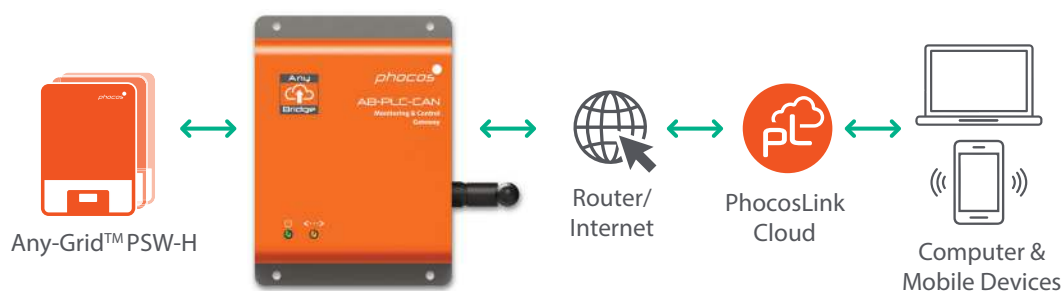
Type	Any-Bridge
Wired Interfaces	RS-232, RS-485, CAN bus, solid-state relay driver ( $\leq 12$ mA, approx. 5 Vdc)
Wi-Fi Standards	802.11b/g/n, 2.4 Ghz
Wi-Fi Range	Approx. 46 m / 150 feet indoors*
BLE Standard	V4.2
BLE Range	Approx. 10 m, line-of-sight
Dimensions (WxHxD)	77 x 105 x 28.2 mm / 3 x 4.1 x 1.1 in
Weight	235 g / 0.52 lbs
Certifications	CE compliant

\* Wi-Fi range can vary based on building materials, antenna orientation and other factors.

\*\* Free introductory access limited to 24 months from date of PhocosLink Cloud account creation.

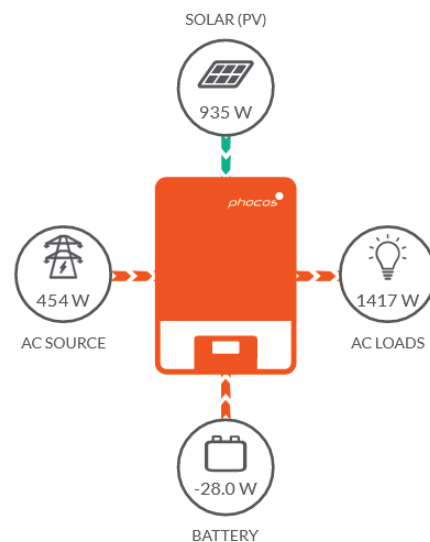


### Remote Monitoring: Any-Bridge™ AB-PLC-CAN Monitoring & Control Gateway Via The PhocosLink Cloud Portal



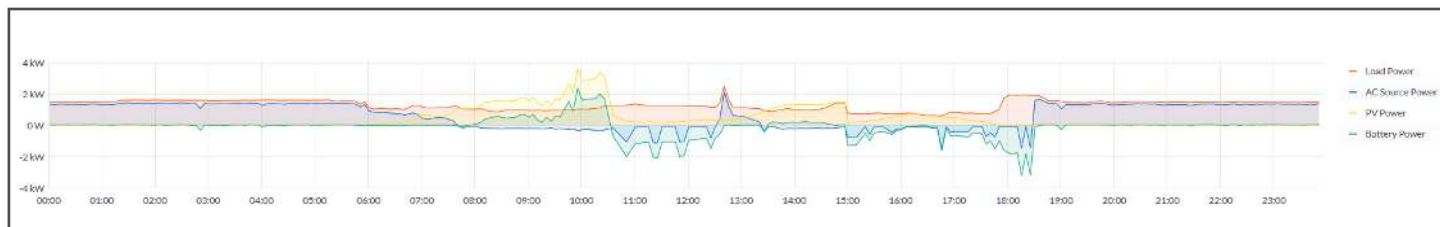
The PhocosLink Cloud gives you a dynamic and modern way to interact with your Phocos power system from anywhere in the world. Any internet-connected devices such as computers, tablets and smartphones can access a wealth of information about your system. Use this information to optimize and diagnose your system to improve reliability and minimize costly site visits.

- Solar PV
- AC Source
- Battery
- AC Loads
- Any-Grid

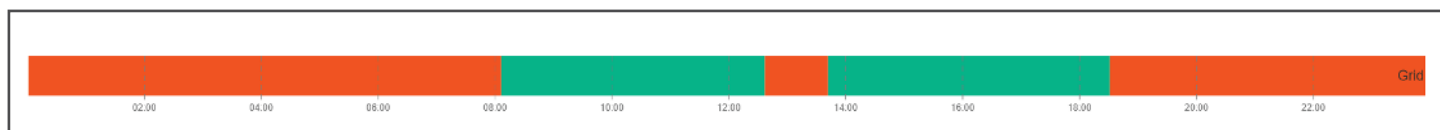


### Power System Parameters

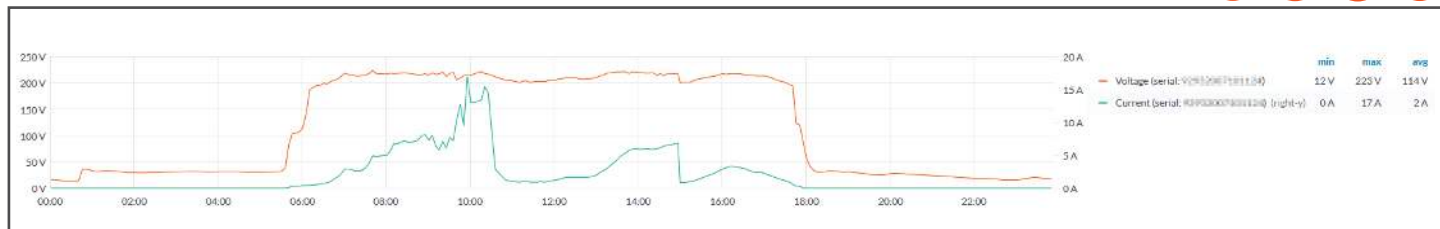
#### Power Mix



#### Operation Mode



#### Current and Voltage



#### Cumulative Energy

